



# CHANDRA

GRES FINE PORCELLANATO COLORATO IN MASSA  
COLORBODY FINE PORCELAIN STONEWARE  
GRÈS CÉRAME FIN COLORÉ DANS LA MASSE  
DURCHGEFÄRBTES FEINSTEINZEUG

## CARATTERISTICHE TECNICHE

Technical Features - Caracteristiques Techniques - Technische Eigenschaften



80,2x80,2 rett. - 32"x32"

60x60 rett. - 24"x24"

30x60 rett. - 12"x24"

45x45 - 18"x18"



Bianco 60x60 rett. - 24"x24"



Bianco 80,2x80,2 rett. - 32"x32"






Tortora 60x60 rett. - 24"x24"



Tortora 60x60 rett. - 24"x24" / 30x60 rett. - 12"x24" / mos. tozz. 30x30 - 12"x12"



CHANDRA CENERE



# CHANDRA



BIANCO

AVORIO


TORTORA

GRIGIO

CENERE

## FORMATI

SIZES / FORMATS / FORMATE




80,2x80,2 rett. - 32"x32"

2000295 AVORIO  
2000293 BIANCO  
2000291 GRIGIO  
2000289 TORTORA




60x60 rett. - 24"x24"

2001112 AVORIO - 2001122 GRIP  
2001110 BIANCO  
2001118 CENERE - 2001128 GRIP  
2001114 GRIGIO - 2001124 GRIP  
2001116 TORTORA



30x60 rett. - 12"x24"

2001102 AVORIO  
2001100 BIANCO  
2001108 CENERE  
2001104 GRIGIO  
2001106 TORTORA



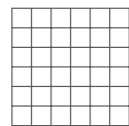
45x45 - 18"x18"

2001132 AVORIO  
2001130 BIANCO  
2001138 CENERE  
2001134 GRIGIO

MOSAICO CON TOZZETTO 30X30 - 12"x12"  
(PZXBOX 11)

▲ 24

2001146 AVORIO  
2001145 BIANCO  
2001149 CENERE  
2001148 GRIGIO  
2001147 TORTORA



BATTISCOPA 8x45 - 3"x18"  
(PZXBOX 30)

▲ 8

2001152 AVORIO  
2001150 BIANCO  
2001153 CENERE  
2001151 GRIGIO



BATTISCOPA 7,1x60 - 2.8"x24"  
(PZXBOX 14)

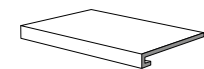
▲ 13

2001141 AVORIO  
2001140 BIANCO  
2001144 CENERE  
2001142 GRIGIO  
2001143 TORTORA



## PEZZI SPECIALI

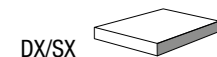
TRIMS / PIECES SPECIALES / FORMTEILE



(PZXBOX 4)

▲ 168

GRADONE 32,5x60x4 - 13"x24"x1.5"



(PZXBOX 2)

▲ 168

GRAD. ANGOLARE 32,5x32,5x4 - 13"x13"x1.5"



## IMBALLI E PESI

PACKING AND WEIGHT - EMBALLAGES ET POIDS - VERPACKUNG UND GEWICHT

Articolo Item Reference Artikel	Formato Size Format Format	Pz.xScat. PiecesxBox Stk.xKrt. Pcs / Bte	Mq.xScat. SqmxBox M <sup>2</sup> / Bte QmxKrt.	PesoxScat. WeightxBox Poids / Bte(kg) GewichtxKrt(kg)	Scat.xPal. BoxesxPal. Bte / Pal. Krt.xPal.	Mq.xPal. SqmxPal. M <sup>2</sup> / Pal. QmxPal.	PesoxPal. WeightxPal. Poids / Pal.(kg) GewichtxPal.(kg)
CHANDRA	80,2x80,2 rett.	2	1,29	22,58	36	46,44	813
CHANDRA	60x60 rett.	4	1,44	25,20	32	46,08	806
CHANDRA	30x60 rett.	7	1,26	22,05	40	50,40	882
CHANDRA	45x45	8	1,62	26,24	48	77,76	1259,52